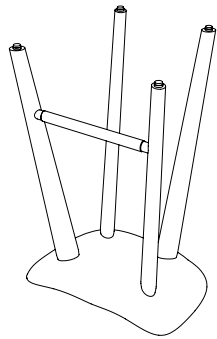


Tractor Stool

Glide Guide

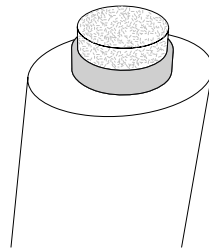
Glide Information

The Tractor Stool ships with Standard glides.



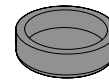
Standard Glide

Use this glide for tile, wood, concrete and stone floors.



Carpet Glide*

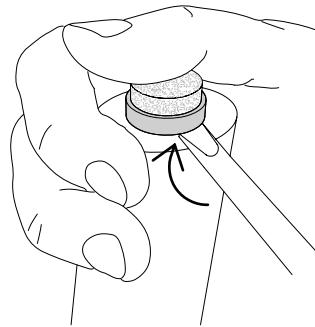
Use this glide for carpets.



*Not included in the box.
Available upon request

Glide Swap or Replacement


1. Use a screwdriver to detach the Standard glide from its base.



The glide will come off from the plastic base.



2. Click-on the new glide onto the plastic base.



The glide will make a click sound.

